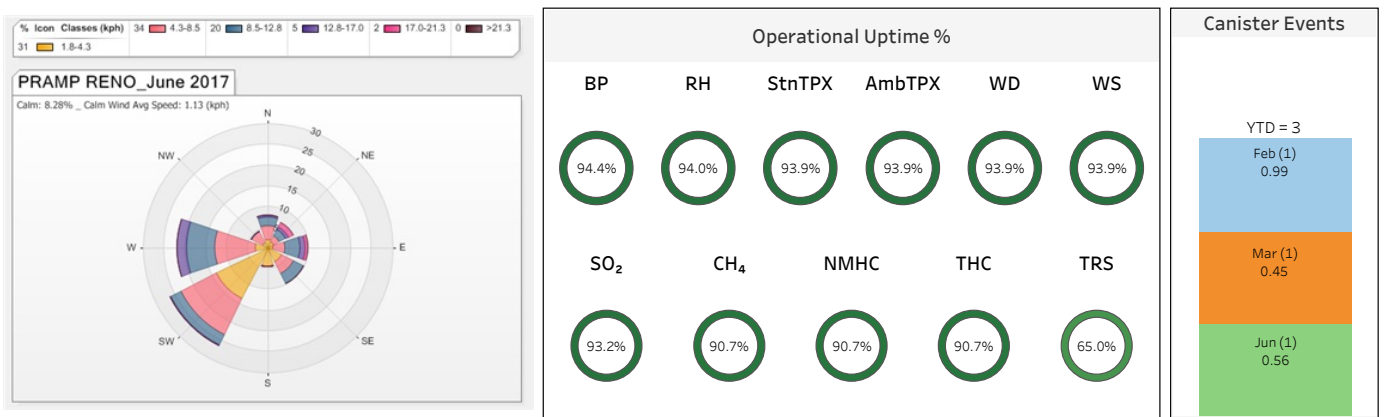


## Peace River Area Monitoring Program Committee - Reno Station June Monthly Report Summary

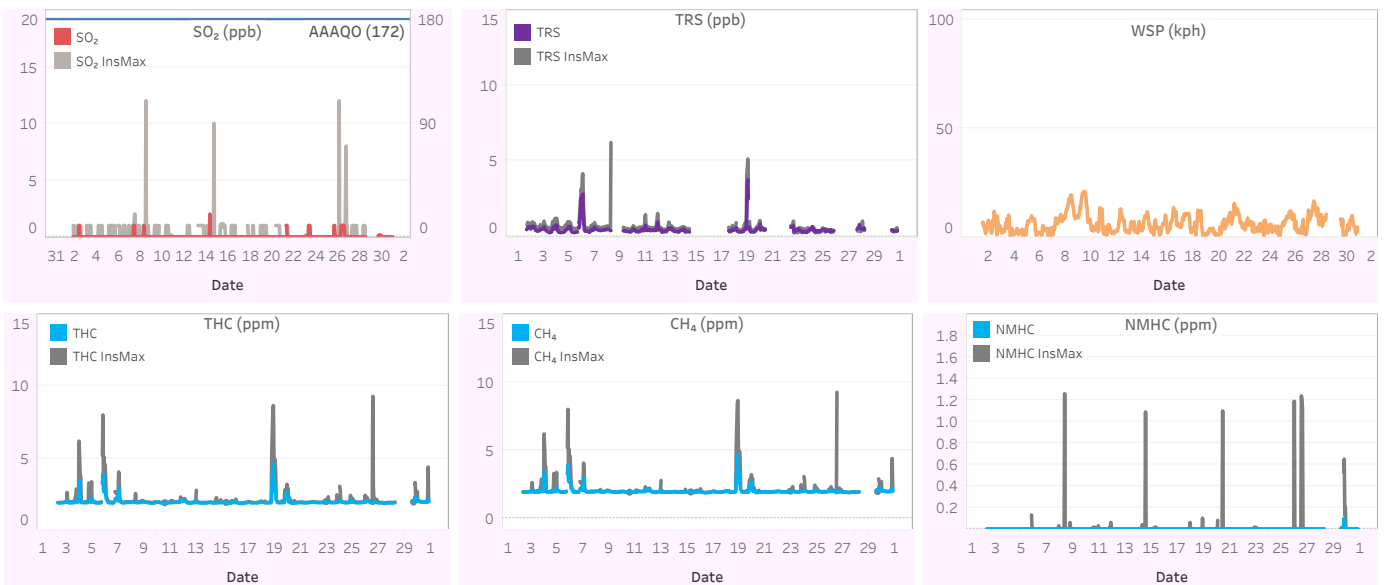
- All data has been baseline corrected. Data may be subject to change after Level 3 data review.
- All compliance parameters were within the Alberta Ambient Air Quality Objectives (AAAQO, 2017).
- Excluding TRS (65.0%, AEP #325884), the operational time for all continuous ambient air analyzers, meteorological systems and data acquisition systems were above 90%.

Station	Pollutant	Unit	AVG [Conc]	Uptime	Hourly Max [Conc]	Max Date	WS	WD	# Hrs > AAAQO	24-Hr Max [Conc]	Monthly Avg Max Date	# Days > AAAQO (48)
PRAMP - RENO	SO <sub>2</sub>	ppb	0	93.2%	2	June 14 Hr7	8.2	38 (NE)	0	0	June 1	0
	TRS	ppb	0	65.0%	4	June 19 Hr5	1.5	213 (SSW)	-	1	June 6	-
	THC	ppm	1.98	90.7%	4.62	June 19 Hr0	0.8	212 (SSW)	-	2.34	June 19	-
	CH <sub>4</sub>	ppm	1.98	90.7%	4.62	June 19 Hr0	0.8	212 (SSW)	-	2.34	June 19	-
	NMHC	ppm	0.00	90.7%	0.10	June 29 Hr22	1.0	79 (ENE)	-	0.03	June 29	-
	WS	kph	1.2	93.9%	21.2	June 9 Hr14	21.2	53 (NE)	-	14.1	June 9	-
	WD	degree	244 (WSW)	93.9%	-	-	-	-	-	-	-	-
	RH	%	55	94.0%	95	June 15 Hr2	5.4	241 (WSW)	-	90	June 28	-
	BP	mbar	936	94.4%	950	June 24 Hr5	6.1	244 (WSW)	-	949	June 24	-
	AmbTPX	°C	15.3	93.9%	26.7	June 8 Hr13	19.1	105 (ESE)	-	21.9	June 8	-
	StnTPX	°C	21.1	93.9%	31.2	June 11 Hr18	3.0	219 (SW)	-	25.8	June 11	-



### PRAMP - Reno Operations:

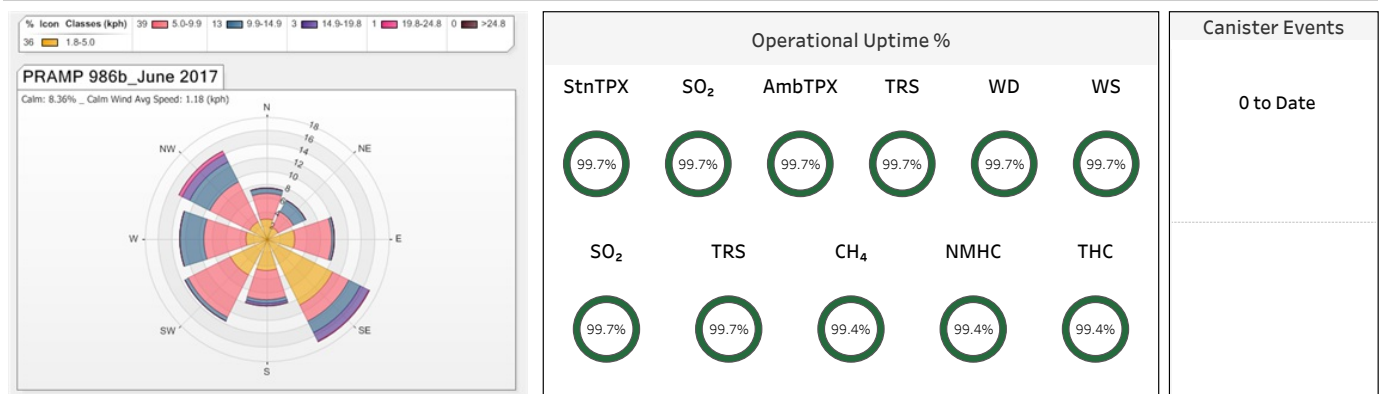
- **Trailer Upgrade:** Following shut-down calibrations for gas parameters on May 31, analyzers and meteorological equipment were removed and transferred to a newly-installed upgraded trailer. Installation calibrations were completed on June 1 and 2. 16 hrs of downtime were recorded for SO<sub>2</sub>, TRS and meteorological parameters, 15 hrs for RH and 32 hrs for THC/CH<sub>4</sub>/NMHC.
- **Trailer Replacement:** Power supply issues were encountered with the new trailer. A UPS was installed on June 17, after which a zero/span check was completed, causing 3 and 2 hrs of downtime on gas and meteorological parameters, respectively. The trailer was replaced on June 29, following shut-down calibrations on June 28. 30, 32 and 26 hrs of downtime were recorded for SO<sub>2</sub>, THC/CH<sub>4</sub>/NMHC and meteorological parameters (24 for BP), respectively.
- **TRS:** The TRS analyzer was particularly impacted by the trailer power supply issue. The analyzer-to-datalogger communication was frozen on several occasions. Maintenance/troubleshooting, analyzer replacement and quality activities resulted in 236 hrs of downtime (AEP #325884).
- **Canister System:** 1 event was recorded on June 1 at a concentration of 0.56 ppm.



## Peace River Area Monitoring Program Committee - 986b Station June Monthly Report Summary

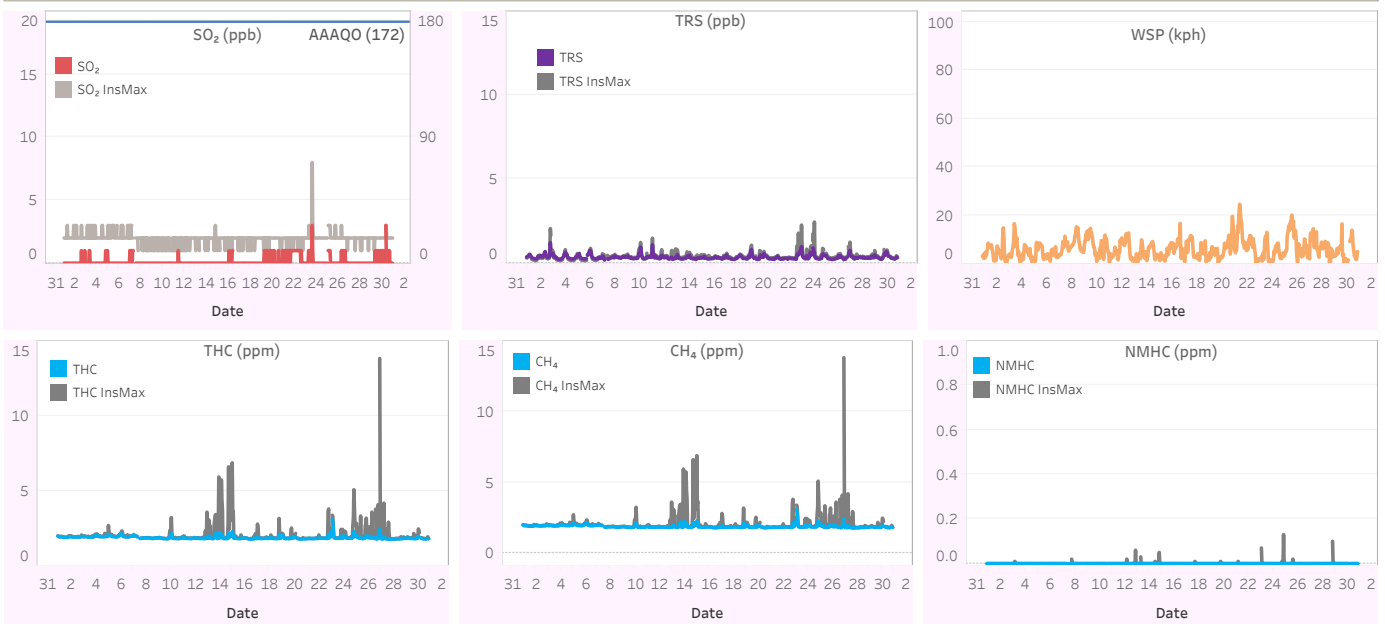
- All data has been baseline corrected. Data may be subject to change after Level 3 data review.
- All compliance parameters were within the Alberta Ambient Air Quality Objectives (AAAQO, 2017).
- The operational time for all continuous ambient air analyzers, meteorological systems and data acquisition systems were above 90%.

Station	Pollutant	Unit	AVG [Conc]	Uptime	Hourly Max [Conc]	Max Date	WS	WD	# Hrs > AAAQO	24-Hr Max [Conc]	Monthly Avg Max Date	# Days > AAAQO (48)
PRAMP - 986b	SO <sub>2</sub>	ppb	0	99.7%	3	June 23 Hr15	11.7	285 (WNW)	0	1	June 21	0
	TRS	ppb	0	99.7%	1	June 2 Hr22	1.0	135 (SE)	-	0	June 2	-
	THC	ppm	1.90	99.4%	3.11	June 23 Hr4	2.1	116 (ESE)	-	2.02	June 23	-
	CH <sub>4</sub>	ppm	1.90	99.4%	3.11	June 23 Hr4	2.1	116 (ESE)	-	2.02	June 23	-
	NMHC	ppm	0.00	99.4%	0.00	June 1 Hr0	3.3	123 (ESE)	-	0.00	June 1	-
	WS	kph	0.9	99.7%	24.7	June 21 Hr13	24.7	298 (WNW)	-	12.2	June 21	-
	WD	degree	258 (WSW)	99.7%	-	-	-	-	-	-	-	-
	RH	%	62	99.7%	99	June 28 Hr4	6.3	333 (NNW)	-	86	June 28	-
	BP	mbar	939	99.7%	954	June 24 Hr6	2.7	314 (NW)	-	953	June 24	-
	AmbTPX	°C	15.8	99.7%	29.0	June 25 Hr15	16.2	162 (SSE)	-	22.3	June 8	-
	StnTPX	°C	21.0	99.7%	23.1	June 19 Hr4	4.9	124 (ESE)	-	21.5	June 11	-



### PRAMP - 986b Operations:

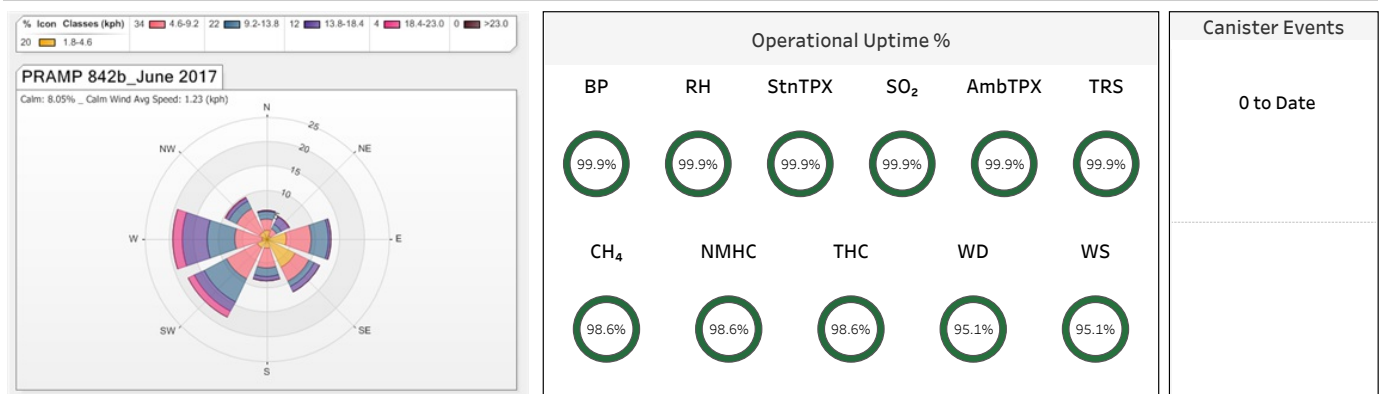
- **All Parameters:** 2 hrs of downtime were recorded due to a power failure that occurred on June 30, at hours 06:00 and 07:00.
- **THC/CH<sub>4</sub>/NMHC:** An additional 2 hrs of data were discarded on June 26, at hour 15:00 and on June 30, at hour 08:00, as the analyzer was in recovery mode following brief power failures.
- **Canister System:** No canister event was recorded this month.



## Peace River Area Monitoring Program Committee - 842b Station June 2017 Monthly Report Summary

- All data has been baseline corrected. Data may be subject to change after Level 3 data review.
- All compliance parameters were within the Alberta Ambient Air Quality Objectives (AAAQO, 2017).
- The operational time for all continuous ambient air analyzers, meteorological systems and data acquisition systems were above 90%.

Station	Pollutant	Unit	AVG [Conc]	Uptime	Hourly Max [Conc]	Max Date	WS	WD	# Hrs > AAAQO	24-Hr Max [Conc]	Monthly Avg Max Date	# Days > AAAQO (48)
PRAMP - 842b	SO <sub>2</sub>	ppb	0	99.9%	1	June 1 Hr8	7.9	218 (SW)	0	0	June 1	0
	TRS	ppb	0	99.9%	1	June 18 Hr5	4.3	146 (SE)	-	0	June 2	-
	THC	ppm	1.88	98.6%	2.25	June 20 Hr4	4.3	93 (E)	-	1.96	June 5	-
	CH <sub>4</sub>	ppm	1.88	98.6%	2.25	June 20 Hr4	4.3	93 (E)	-	1.96	June 5	-
	NMHC	ppm	0.00	98.6%	0.00	June 1 Hr0	2.2	146 (SE)	-	0.00	June 1	-
	WS	kph	2.6	95.1%	22.9	June 3 Hr17	22.9	255 (WSW)	-	12.7	June 9	-
	WD	degree	239 (WSW)	95.1%	-	-	-	-	-	-	-	-
	RH	%	60	99.9%	96	June 11 Hr4	4.0	338 (NNW)	-	83	June 14	-
	BP	mbar	940	99.9%	954	June 24 Hr5	0.9	83 (E)	-	953	June 24	-
	AmbTPX	°C	15.1	99.9%	27.1	June 7 Hr15	9.0	97 (E)	-	21.4	June 8	-
	StnTPX	°C	20.6	99.9%	23.2	June 30 Hr5	4.4	297 (WNW)	-	22.5	June 30	-



### PRAMP - 842b Operations:

- **All Parameters (excluding wind):** 1 hr of downtime was recorded due to a power failure that occurred on June 28, at hour 08:00.
- **THC/CH<sub>4</sub>/NMHC:** The analyzer was replaced on June 14, in response to the ongoing situation where low-impact noise was being recorded for NMHC. 9 hrs of downtime were recorded due to this event.
- **Wind System:** The wind system malfunctioned on June 27 and was subsequently replaced on June 29. 35 hrs of wind data were discarded due to this event.
- **Canister System:** No canister event was recorded this month.

